



REB 6, REB 14

Pipe end preparation machines

The portable pipe end preparation machines REB are setting new standards in the weld prepping of metal pipes. Take advantage of this latest technology to reduce your tool and manufacturing costs and to increase your productivity when making precise and reproduceable weld prep profiles, both on site and in the prefab workshop.



Compact design for precise and reproducible weld prep profiles



The powerful pipe end preparation solution. Counterboring and axial turning of pipes made from high-alloy steel (stainless steel), low-alloy and carbon steel with the unique tool system QTC®. Up to 4 tools can be used at the same time.

With the Orbitalum patented Quick-Tool-Change (QTC®), tools can be replaced easily and quickly. All multifunctional tools (MFW) are multi-edge tool bits with protective coating against tool wear. Thus pipe-ends made from unalloyed, low-alloy and high-alloy steels, with a high percentage of chromium and nickel, can be processed quickly, cost-effectively, and very precisely.

- Compact design for precise and reproducible weld prep profiles
- Quick-Tool-Change QTC®
- Square and burr-free
- High-performance coated tool bit with two or four cutting edges
- Sturdy construction
- Tools adaptable on all REB machines
- Optimized performance and ergonomic drive system
- Portable with an integral carrying handle

The REB machines are available in the following drive versions:

- **Electric:** 230 V, 50/60 Hz or 120 V, 50/60 Hz.
- **Pneumatic** power drive.

The machines and accessories are supplied in a durable storage and shipping case.



SCHWEISSTECHNIK LAMBACH

GmbH

Schweiss-, Schneid-, und Wärmetechnik - Spezialwerkstätte und Gaselager



Quick-Tool-Change QTC®




Fast adjustment of the pipe dimension



Available with compressed air or electric drive



Cutting lubrication KSS-TOP included



A wide range of tool holder and multifunctional tools (available option)




Mobile air unit (available option)


Manufacturer's warranty can only be given when using a mobile air unit. We recommend the mobile air unit from Orbitalum Tools, Code 790 093 060.

APPLICATION RANGE*		REB 6	REB 6	REB 14	REB 14
		PNEUMATIC	ELECTRIC	PNEUMATIC	ELECTRIC
Tube ID	[mm]	49 - 159	49 - 159	92 - 320	92 - 320
	[inch]	1.93 - 6.26	1.93 - 6.26	3.62 - 12.60	3.62 - 12.60
Wall thickness	[mm]	3 - 22	3 - 22	4 - 30	4 - 22
	[inch]	0.12 - 0.87	0.12 - 0.87	0.16 - 1.18	0.16 - 0.87
Tube OD	[mm]	56 - 168	56 - 168	100 - 355.6	100 - 355.6
	[inch]	2.20 - 6.61	2.20 - 6.61	3.94 - 14.00	3.94 - 14.00
Tube materials		Unalloyed and low-alloyed steels, high-alloyed steels (stainless steel), aluminum			
TECHNICAL DATA		REB 6	REB 6	REB 14	REB 14
		PNEUMATIC	ELECTRIC	PNEUMATIC	ELECTRIC
Dimensions	[mm]	560 x 260 x 400	640 x 260 x 420	625 x 375 x 490	700 x 375 x 510
	[inch]	22 x 10.2 x 15.8	25.2 x 10.2 x 16.5	24.6 x 14.8 x 19.3	27.6 x 14.8 x 20
Power	[kW]	1.8	1.2	1.8	1.2
Air consumption (at 6 bar)	[m³/min]	2.0	-	2.0	-
Speed	[min⁻¹]	0 - 26	10 - 32	0 - 13	5 - 16
Vibration level (EN 28662, part 1)	[m/s²]	< 2.5	< 2.5	< 2.5	< 2.5
Noise level at the workplace (average speed range), approx.	[dB (A)]	At idle-speed: 75	At idle-speed: 75	At idle-speed: 75	At idle-speed: 75
		Under load: 77	Under load: 77	Under load: 77	Under load: 77
SCOPE OF DELIVERY		REB 6	REB 6	REB 14	REB 14
		PNEUMATIC	ELECTRIC	PNEUMATIC	ELECTRIC
Pipe end preparation machine	Pc.	1	1	1	1
Transportation case	Pc.	1	1	1	1
Clamping chuck	Pc.	1	1	1	1
Clamping sets each with 3 clamping wedges	Pc.	5	5	6	6
Cutting lubrication KSS-TOP (Code 790 060 226)	Spray pump	1	1	1	1
Tool set	Set	1	1	1	1
Operating instructions and spare parts list	Set	1	1	1	1

REB on the workbench



Portable with an integral carrying handle



The technical data are not binding. They are not warranted characteristics and are subject to change. Please consult our general conditions of supply.

* It is possible to extend the dimensions by using the optional clamping wedges (accessories).



REB 6 Pneumatic



REB 6 Electric



REB 14 Pneumatic



REB 14 Electric