



MULTI-PROCESS Warrior EDGE 500 CXI

Part Number	0448500880
-------------	------------



STEP 1

Powersource Selection

Technical Information	
Input Voltage	380 -460 V ±10%, 3ph, 50/60 Hz
Setting Range MIG (GMAW/FCAW)	8 A / 8.0 V -500 A / 44 V
Setting Range MMA(SMAW)	8 A / 23 V -500 A / 40 V
Setting Range TIG (GTAW)	4 A / 10.2 V -500 A / 30 V
Open circuit Voltage	54.8 V
Efficiency @ Max Current Mig	88%
Power factor @ Max Current Mig	0.93
Efficiency @ Max Current MMA	89%
Power factor @ Max Current MMA	0.91
Welding Output MIG	500 A / 39.0 V at 60% duty cycle 400 A / 34.0 V at 100% duty cycle
Welding Output TIG	500 A / 30.0 V at 60% duty cycle 400 A / 26.0 V at 100% duty cycle
Welding Output MMA	500 A / 40.0 V at 60% duty cycle 400 A / 36.0 V at 100% duty cycle
Fuse type C MCB	32A
Idle power 380V / 400 / 460V	41W / 41W / 43W
Operating Temperature	-20 to +55°C
Protection Class	IP23
Application Class	S
Insulation Class	H
Dimensions L x W x H	712 x 325 x 470 mm
Weight	63 kg without cooling unit
Approvals	CE, Ecodesign

MIG ADVANCED PULSE MULTI-PROCESS

CXI FEATURE CHART

Product family	Product name	Syn Cs	Syn SS	Syn AI	PULSE	SPEED	CRAFT	THIN	ROOT
Power source	Warrior EDGE CXI (CE)	X	X	X	X				

STEP 2

Cooling Unit Selection

Optional. If you include, select opportune water cooled components.

Product Family	Product Name	Ordering part number	Cooling Power	Max Water Flow	Coolant Quantity	Max Pressure Lift for Torch Qmax	Weight
Cooling unit	Cool 2	0465427880	1 kW	1,8 l/Min	4,5l	4,6 bar	15 kg

STEP 3

Wire Feeder Selection

Technical information feeding unit

Product Family	Product Name	Ordering Part Number	True Flow Digital Gas Control	Push Pull
RobustFeed	RobustFeed EDGE BX	0446600880	No	No
	RobustFeed EDGE CX	0446600881	Yes	No
	RobustFeed EDGE DX	0446600882	Yes	Yes

Product Family	Product Name	Standard features available on BX, CX and DX feeding unit	
RobustFeed	RobustFeed EDGE BX	Precidrive motor w/38 mm diam rollers	IP 54 protection class
	RobustFeed EDGE CX	Water cooling	Max spool 20 kg/300 mm
	RobustFeed EDGE DX	Flowmeter and heater	Max feeding speed 0.8 - 25.0 mm/min

External panel information

Product Family	Product Name	Standard features available on BX, CX and DX feeding unit external panel			
RobustFeed	RobustFeed EDGE BX	Process selection: CV, synergic, pulsed, MMA, gouging.	2-4 strokes	Estimated amperage	Operator management
	RobustFeed EDGE CX		Wire inching	Volt and WFS adjustment	Dynamic CV
	RobustFeed EDGE DX	Jobs selection	Gas purge	Arc length	Dynamic pulse

Internal panel information

Product Family	Product Name	Standard features available on BX, CX, DX feeding unit internal panel			
Robust Feed	RobustFeed EDGE BX	Base metal, V, WFS, wire diam. gas type, gas flow	CV, synergic CS/SS, pulsed CS/SS, MMA, gouging	Torch remote configuration	True arc compensate
	RobustFeed EDGE CX		Creep start	Burnback/SCT	Error log
	RobustFeed EDGE DX	Job parameter and limit setting	Adjustable hot start and crater fill	Gas pre and post flow setting	Operator management setting

STEP 4

Connection Cable Selection

Product Family	Product Name	2m	5m	10m	15m	20m	25m	35m
Connection cable	70 mm ² gas cooled	0446310880	0446310881	0446310882	0446310883	0446310884	0446310885	0446310886
Connection cable	70 mm ² water cooled	0446310890	0446310891	0446310892	0446310893	0446310894	0446310895	0446310896
Connection cable	95 mm ² gas cooled	0446310980	0446310981	0446310982	0446310983	0446310984	0446310985	0446310986
Connection cable	95 mm ² water cooled	0446310990	0446310991	0446310992	0446310993	0446310994	0446310995	0446310996

STEP 5

Torches Selection



Product Family	Cooling		Functionality			Length			Product Name
	Gas	Water	No remote	Up & Down	Display	3m	4m	5m	
Mig torches	x		x			0700026056	0700026057	0700026058	Exeor Mig 4.0G2
Mig torches	x			x		0700025727	0700025728	0700025729	Exeor Mig 4.0G2CX
Mig torches	x				x	0700025758	0700025759	0700025760	Exeor Mig 4.0G2DX
Mig torches		x	x			0700026050	0700026051	0700026052	Exeor Mig 4.0W2
Mig torches		x		x		0700025730	0700025731	0700025732	Exeor Mig 4.0W2CX
Mig torches		x			x	0700025733	0700025734	0700025735	Exeor Mig 4.0W2DX

Product Family	Application	Cooling		Functionality			Length		Product Name
		Gas	Water	No remote	Up & Down	Display	8m	12m	
Mig PP torches	Push Pull		x			x	0700026191	0700026192	PP 350iw Inline push pull torch*

*Requires RobustFeed EDGE DX







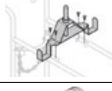


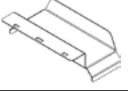




STEP 6

Trolley

Product Name	Part No.	Counterbalance	Gas bottle	
Trolley 4 wheels	0349313450	Possible	yes	
Powersource wheel kit(1), Feeder bracket and stabilizer(2)	0465416880 (1) 0447518880 (2)	No	No	



STEP 7

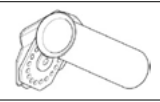


Accessories Information

Product Name	Part No.		Product Name	Part No.	
NFC Administrator cards kit	0447776880		Feeder mounting kit, powersource assembly including cable holders and stabilizer kit	0447518880	
NFC User cards kit	0447776881		Stabilizer kit for counterbalance	0465509880	
Trolley for > 300 mm spool	0349313700		Quick connector marathon pack	F102440880	
Guide pin extension kit (necessary if feeder wheel kit is selected)	0465508880		Interconnection strain relief kit (for update of cables without strain relief)	0446050880	
Wheel kit powersource	0465416880		Cable mounting bracket	0446877880	
Wheel kit RobustFeed	0446081880		Coolant 10 l	0465720002	
Torch strain relief RobustFeed	0446082880		Boom adaptor (lifting device)	0446956880	

Continued overleaf

Accessories Information - continuation

Product Name	Part No.	
Counterbalance Arm RobustFeed requires stabilizer kit 046509880	0448181880	
Counterbalance extension kit for use with 6m and 7,5m torches	0448116880	
Remote connector Kit (Only for EDGE CX)	0464663122	


Product Name	Part No.	
RobustFeed torch holder	0446958880	
Remote HMI RobustFeed Edge Warrior EDGE CX requires kit 0464663122	0448850880	
Remote HMI Control Cable, 2m Remote HMI Control Cable, 5m Remote HMI Control Cable, 10m	0349314654 0349314652 0349314550	




STEP 8

Wear Part List


Product Family	Product Name
Wear part RobustFeed	n.a.







Wears part for carbon steel, stainless and cored wires

Wire Diameter mm	0.6	0.8	0.9/1.0	1.2	1.4	1.6	1.8	2	Feed Roller
	X	X							0445850001
		X	X						0445850002
			X						0445850003
			X	X					0445850004
				X					0445850005
					X	X			0445850006
								X	0445850007


	Inlet Wire Guide	Middle Wire Guide	Outlet Wire Guide
Wire dia 0.9 - 1.6	 0445822001 (2 mm)	 0446080882	 0445830881




Wears part for cored wires - different wire guides dependent on wire diameter

Wire Diameter mm	0.9/1.0	1.2	1.4	1.6	1.8	2.0	2.4	Feed Roller
	X	X						0445850030
		X						0445850031
		X	X					0445850032
				X				0445850033
					X			0445850034
						X		0445850035
							X	0445850036

	Inlet Wire Guide	Middle Wire Guide	Outlet Wire Guide
Wire dia. 0.9 - 1.6	 0445822001 (2 mm)	 0446080882	 0445830881
Wire dia. 1.8 - 2.4	 0445822002 (3 mm)	 0446080883	 0445830882

Wears part for aluminium

Wire Diameter mm	0.6	0.8	0.9/1.0	1.2	1.4	1.6	1.8	Feed Roller
		X						0445850050
			X					0445850051
			X			X		0445850052

	Inlet Wire Guide	Middle Wire Guide	Outlet Wire Guide
Wire dia. 0.9 - 1.6	 0445822001 (2 mm)	 0446080881	 0445830885

Popular Package

EDGE CXI, with DGC, water cooled, 5m interconn, Up/Down torch

Product no	Product Name
0448500880	Warrior Edge 500 CXI, CE, Air
0446600881	RobustFeed Edge CX (with DGC)
0465427880	Cool 2
0446310891	Edge Interc. 70mm ² , Water, 5m
0446081880	Robust Feed Wheel kit
0349313450	TROLLEY Warrior/Aristo 3 in 1
0465508880	Guide pin extension kit
0700025731	EXEOR MIG 4.0W2 CX, 4 m