

MULTI-PROCESS Warrior 500i + Warrior Feed 304w

Part Number	0465350883
-------------	------------



STEP 1

Powersource Selection

Technical Information	
Input voltage	380-415 V, ±10%, 3~ 50/60 Hz 380-415 V, ±10%, 3~ 50/60 Hz
Setting range MIG (GMAW/FCAW)	16 - 500 A
Setting range MMA(SMAW)	16 - 500 A
Setting range TIG (GTAW)	5 - 500 A
Open circuit voltage	56 V peak (no VRD) 28 V peak (w/ VRD)
Efficiency @ max current Mig	90%
Power factor @ max current Mig	0.91
Welding output MIG	500 A/39.0 V @ 60% duty cycle 400 A/34.0 V @ 100% duty cycle
Welding output TIG	500 A/30.0 V @ 60% duty cycle 400 A/26.0 V @ 100% duty cycle
Welding output MMA	500 A/40.0 V @ 60% duty cycle 400 A/36.0 V @ 100% duty cycle
Recommended slow fuse	32 A
Energy saving mode	30 W
Operating temperature	-10° to 40° C
Protection class	IP23
Application class	S
Insulation class	H
Dimensions L x W x H	712 x 325 x 470 mm 712 x 425 x 700 mm w/ cooling unit
Weight	59 kg 74 kg with cooling unit
Approvals	CE, Eco Design

STEP 2

Cooling unit selection

Optional. If you include, select the appropriate water cooled components

Product Family	Product Name	Ordering Part Number	Cooling Power	Max Water Flow	Coolant Quantity	Max Pressure Lift for Torch Qmax	Weight
Cooling unit	Cool 2	0465427880	1 kW	1.8 l/Min	4.5 l	4.6 bar	15 kg

Panel Information

Product Family	Product Name
Warrior Feed	Warrior Feed 304w

Standard Functions

Available on all panels

Water cooled
IP23
Standard 30 mm rollers
Measured volts
Gas purge
Wire inching
2T/4T
Measured wire feed speed
Creep start
Burnback/SCT

STEP 3

Wire Feeder Selection

All wire feeders are suitable for water cooling

Product Family	Product Name	Ordering Part Number	Flowmeter & Heater
Warrior Feed	Warrior Feed 304w	0465250881	No

STEP 4

Connection Cable Selection

Feeder model	Cooling	Power cable size	1.7 m	5 m	10 m	15 m	25 m	35 m
WarriorFeed 304w	Gas	70mm ²	0459836880	0459836881	0459836882	0459836883	0459836884	0459836885
WarriorFeed 304w	Water	70mm ²	0459836890	0459836891	0459836892	0459836893	0459836894	0459836895

STEP 5

Torches Selection

Product family	Product Name	3 m	4 m	5 m
Mig torches	EXEOR PSF 415 Air cooled	0700026406	0700026407	0700026408
Mig torches	EXEOR PSF 515 Air cooled	0700026411	0700026412	0700026413
Mig torches	EXEOR PSF 420W Water cooled	0700026415	0700026416	0700026417
Mig torches	EXEOR PSF 430W Water cooled	0700026420	0700026421	0700026422
Mig torches	EXEOR PSF 520W Water cooled	0700026425	0700026426	0700026427

Note: 430W and 520W models have dual-circuit cooling

STEP 6

Trolley

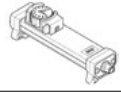




Product Name	Part No.
Trolley for Aristo 500ix/Warrior	0349313450

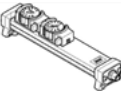





STEP 7

Accessories Information

Product Name	Part No.	
Guide pin extension kit (necessary if feeder wheel kit is selected)	0465508880	
Wheel kit powersource	0465416880	
Wheel kit Warrior feed - Front wheels turn	0458707880	
Wheel kit Warrior feed - All wheels turn	0458707881	
Bobbin cover kit, plastic Ø 300 mm	0458674880	
Adapter for Ø 440 mm bobbin - NOTE: IP23 not valid for wire feeder with Ø 440 mm (17,32 Inch) bobbin	0459233880	
Lifting eye	0458706880	
Warrior feed torch strain relief	0457341881	
Quick connector Marathon pack	F102440880	
Strain relief bracket for conection set	0459234880	
Coolant 10l	0465720002	
Counterbalance Arm for Warrior Feed Requires Stabilizer kit 0465509880	0458705880	
Stabilizer Kit for Counterbalance	0465509880	

Product Name	Part No.	
Remote control unit and kit connected to power source		
Remote control unit AT1 MMA and TIG current	0459491896	
Remote control unit AT1 CF MMA and TIG: course and fine setting of current	0459491897	
Foot control FS002 MMA and TIG: current	0349090886	
Remote interconnection cables 5 m (16 ft.) 10 m (33 ft.) 15 m (49 ft.) 25 m (82 ft.)	0459552880 0459552881 0459552882 0459552883	
Remote outlet kit	0465424880	

Remote control unit and kit connected to Warrior Feed		
Remote control unit M1 MIG/MAG: wire feed speed and voltage	0459491895	
Remote cable for M1 23 pole - 8 pole 5 m 23 pole - 8 pole 10 m	0459553880 0459553881	
Remote outlet kit for M1	0465451880	
Warrior feed Remote Kit Railtrac / Miggytrac	0465451881	


Continued on next page




STEP 8

Wear Part List


Product Family	Product Name
Wear part RobustFeed	n.a.




Wears part for carbon steel, stainless and cored wires

Wire Diameter mm	0.6/0.8	0.8/1.0	0.9/1.0/1.2	1.4/1.6	Roller Marking	Feed/Pressure Roller
V-groove 	X				0.6 S2 & 0.8 S2	0459052001
		X			0.8 S2 & 1.0 S2	0459052002
			X		1.0 S2 & 1.2 S2	0459052003
				X	1.4 S2 & 1.6 S2	0459052013


Inlet Wire Guide Ø 3 mm for 0.6-1.6 mm Fe, Ss, Cored Wire  0455049001	Middle Wire Guide 2 mm for 0.6-1.6 mm  0455072002	Outlet Wire Guide 2 mm for 0.6-1.6 mm  0469837880
---	---	---




Wears part for cored wires - different wire guides dependent on wire diameter

Wire Diameter mm	0.9/1.0/1.2	1.2/1.2	1.2/1.4	1.6	Roller Marking	Feed/Pressure Roller
V-K-knurled 	X				0.6 R2 & 0.8 R2	0458825001
		X			0.8 R2 & 1.0 R2	0458825010
			X		1.0 R2 & 1.2 R2	0458825002
				X	1.4 R2 & 1.6 R2	0458825003

Inlet Wire Guide Ø 3 mm for 0.6-1.6 mm Fe, Ss, Cored Wire  0455049001	Middle Wire Guide 2 mm for 0.6-1.6 mm  0455072002	Outlet Wire Guide 2 mm for 0.6-1.6 mm  0469837880
--	--	--

Wears part for Aluminium wires - different wire guides dependent on wire diameter

Wire Diameter mm	0,8/0,9-1,0	1.0	1.2	1.6	Roller Marking	Feed/Pressure Roller
U-groove 	X				Ø 0.8 & 0.9/1.0	0458824001
		X	X		Ø 1.0 & 1.2	0458824002
			X	X	Ø 1.2 & 1.6	0458824003

Inlet wire guide Ø 2 mm plastic for 0.6 - 1.6 mm  0156602001	Intermediate wire guide plastic Ø 2mm for 0,8-1,6mm wire  0456615001	Outlet wire guide plastic Ø 2mm for 0,8-1,6mm wire  0469837881
--	--	--